


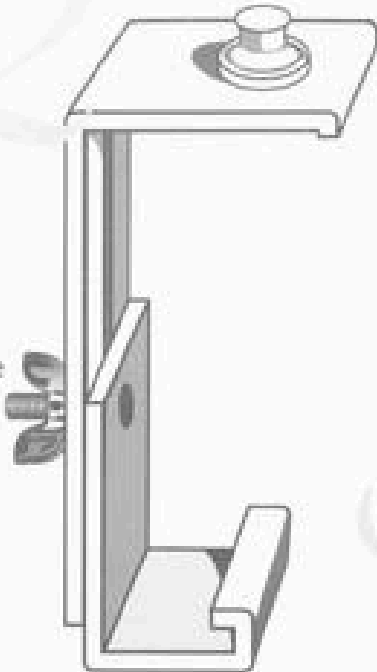
DECK-LOCK™ ON GROUND COVER

Parts List

1. Spring, Buckle, Sleeve



2. Bracket



Place Part #3
Wing Nut Here

3. Wing Nut




4. Tension Bar



DECK-LOCK™ ON GROUND COVER

Installation/Instructions

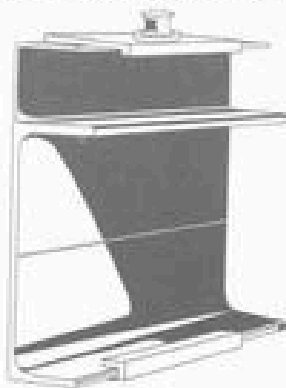
- 1.** Fit hardware to straps (spring, buckle, sleeve)



- 2.** Center cover on Pool.



- 3.** Tighten wing nut. Bracket is adjustable to fit variable deck heights.



Proceed and lock additional straps around the pool.
Use tension bar to attach springs to brackets.

