



Spa Care Guide

Relax into clean & clear spa
water with Leisure Time™

TIP: Bookmark or add this to your browser's reading list for easy reference.

Care for the spa that cares for you

Ensure your spa water is always clean, healthy and ready for relaxation with this quick reference guide.

Ideal chemical levels:

pH 7.2 – 7.8

Total Alkalinity:

80 – 120 ppm

Calcium Hardness:

150 – 400 ppm

Chlorine: 2 – 3 ppm

Bromine: 2 – 4 ppm

Before handling spa chemicals:

Always read and follow all product labels.

Add chemicals directly to spa water with pump running.

Never mix chemicals.

Remember to



Always read product label directions and use only as directed



Always add chemicals to spa water, never the other way around



Never add chemicals to spa water when people are in the spa



Never mix products together



Always store spa products in a cool, dry location and away from direct sunlight



Always wear proper safety equipment when handling chemicals

Easy spa maintenance routine

Follow these guidelines to maintain clean, healthy and relaxation-ready spa water.

For more detailed information about spa water maintenance, refer to our [Spa Troubleshooting page on LesiureTimeSpa.com](http://LesiureTimeSpa.com).

Weekly

Steps

Test and balance spa water 2 - 3 times per week

Shock spa water & eliminate contaminants

Protect spa surfaces, prevent staining & eliminate scum lines

Recommended Products/ Services



Monthly

Steps

Get professional water testing

Clean the filter

Inspect the spa cover — check for cracks, warping, broken stitching & replace as needed

Recommended Products/ Services

Check with your local retailer for onsite water testing services



Quarterly

Steps

Clean & condition your spa cover to repel dust, dirt & water & add UV protection

Drain and refill spa with clear plumbing lines

Deep-clean the filter overnight

Recommended Products/ Services



Yearly

Steps

Replace filter cartridges to ensure effective spa water filtration

Inspect spa cabinet — look for any signs of damage from water leaks, pests or electrical issues





Recommended Products/ Services

Purchase filter cartridges specific to your spa's make and model

Lubricate O-rings and gaskets per manufacturer's recommendations

Solve Common Spa Issues

Reference this table to quickly and easily address the most common spa water issues.

Issue	Water odor	Scum deposit on waterline	Brown water OR clear, green water	Cloudy, green water
Recommended Products/ Services				

Any of these conditions: Eye/skin irritation, chalky white scale deposits, cloudy water or excessive foaming can all have multiple causes. Visit the [Spa Troubleshooting Guide](#) for more info

Have additional questions?

We welcome all inquires you may have about caring for your spa or our Leisure Time™ products. Visit leisuretimespa.com or, to speak directly with one of our spa care specialists, just call the Leisure Time™ Helpline at 1-800-455-4311. Our specialists are available Monday – Friday, 9am – 7pm ET.

